

Height adjustable



Tilt and rotation



Integrated cable management



Complete System

Net Weight	2.40 kg
Dimension(WxHxD)	115x420x120

Construction

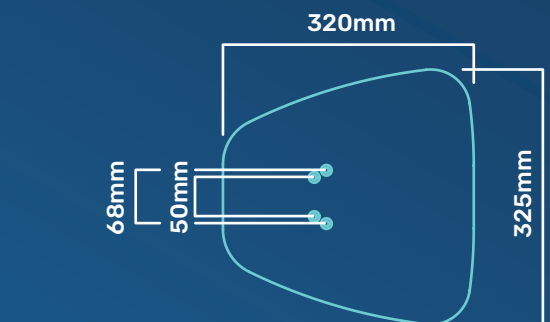
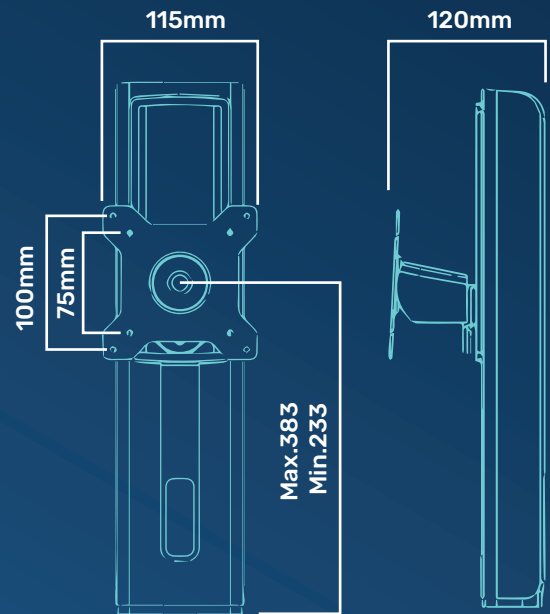
Material	Steel/Plastic
----------	---------------

Display system

Hinge Module	Swivel(hinge)	N/A
	Tilt(hinge)	-5°
	Pivot	+25°
	Torque adjust	360°
Display Support	Mounting pattern	100x100
	Display type	75x75
	Panel size support	Single monitor
	Support weight	24"
Height Adjust	Height adjustment	130mm(5.12")
	Range	Yes
Cable Management	Yes	

Color

RAL 9016

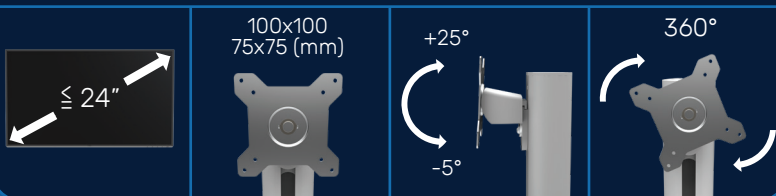


Screen

VESA

Tilt

Rotate



Cable Management

Height Adjust

Torque Adjust

