



**Quick assembly**  
Compatible with the Giraffe range



**Height adjustable**



**Tilt and rotation**



**Integrated cable management**



### Complete System

Net Weight	2.40 kg
Dimension(WxHxD)	115x430x136

### Construction

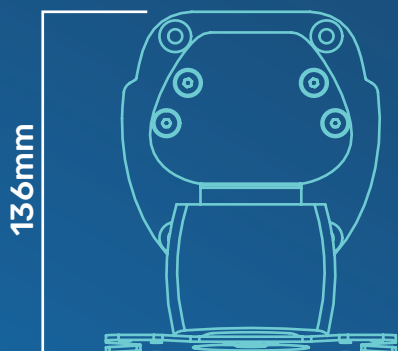

Material	Steel/Aluminium
----------	-----------------

### Display system

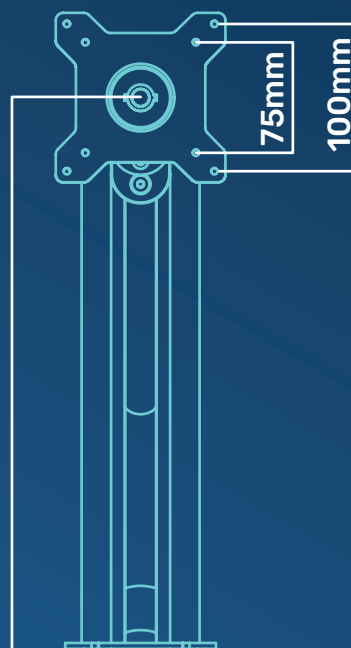
Display Support	Mounting pattern	100x100
	Display type	75x75
	Panel size support	Single monitor
	Support weight	24"
Height Adjust	Height adjustment	236mm
	Range	Yes

### Color

RAL 9016



Max.: 370mm  
Min.: 234mm





**Quick assembly**  
Compatible with the Giraffe range



**Height adjustable**



**Tilt and rotation**



**Integrated cable management**



### Complete System

Net Weight	2.40 kg
Dimension(WxHxD)	115x530x136

### Construction

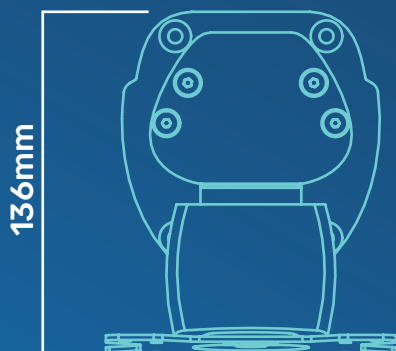
Material	Steel/Aluminium
----------	-----------------

### Display system

Display Support	Mounting pattern	100x100
	Display type	75x75
	Panel size support	Single monitor
	Support weight	24"
Height Adjust	Height adjustment	236mm
	Range	Yes

### Color

RAL 9016



Max.: 470mm  
Min.: 234mm

